



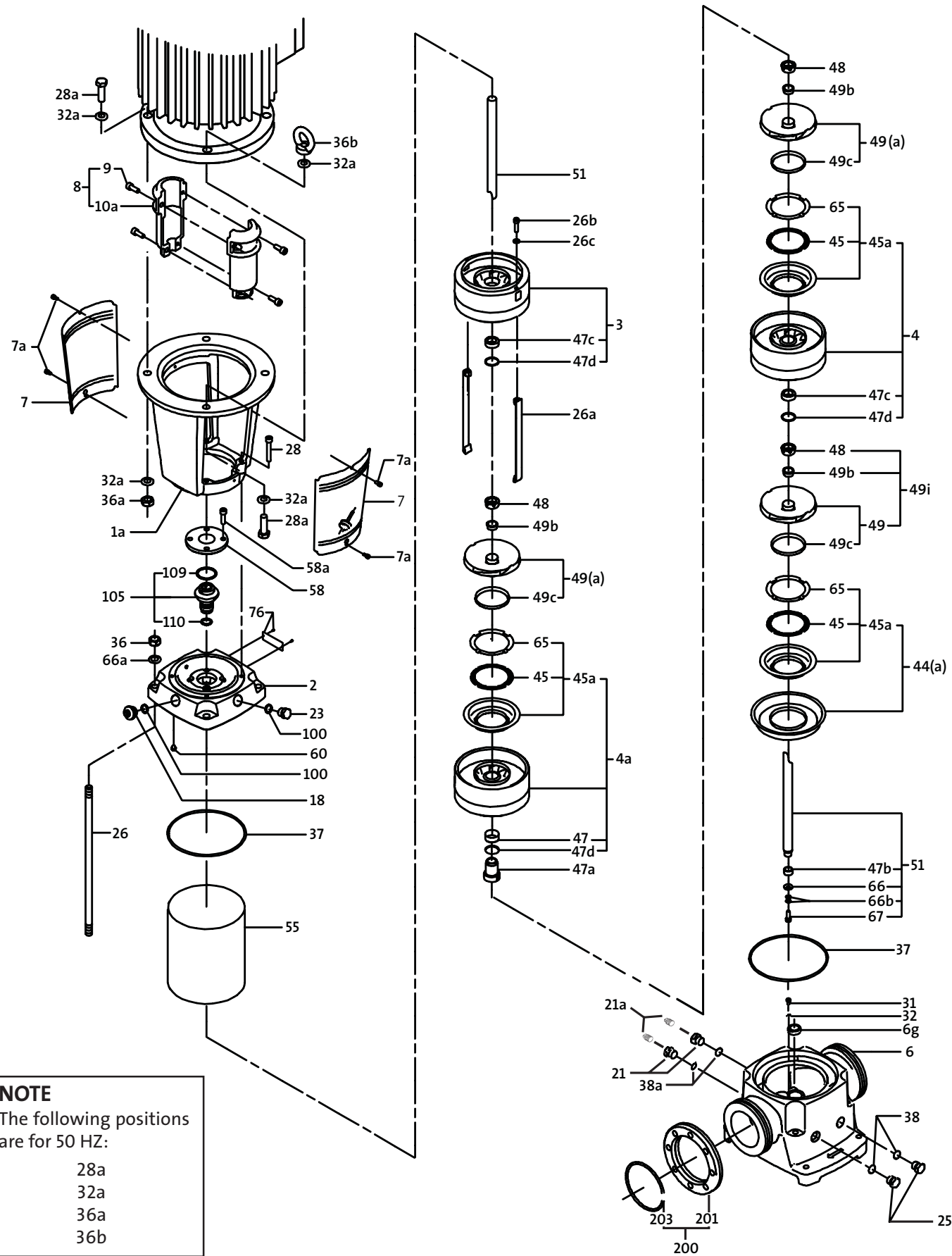
CR Series

CR90

Parts List & Kits

Contents

- Parts List
- Spare Part Kits
- Accessories
- Special Tools
- Standard Tools
- Tools for Torques



Parts List

Pos. No.	Part Description	Model	Stages	No. Used	Comments/Dimensions	Material No.	Included in Kits?
	Cool Top™ (option)****		1-1 to 4	1		380311	No
	Bearing Flange			1	NEMA 182/184	350548	No
				1	NEMA 213/215	350549	No
			1-1 to 1	1	NEMA 254/256	370780	No
			2-2 to 3-2	1	NEMA 284/286	370781	No
			3-1 to 4-1	1	NEMA 324...365	370782	No
	IEC Bearing Flange			1	MG 100/112, F130	350546	No
			1-1 to 1	1	MG 132, F265	350547	No
			2-2 to 3	1	MG 160/180, F300	370777	No
			4-2 to 5	1	MG 200, F350	370778	No
			6-2 to 6	1	MG 225, F400	370779	No
1a	Motor Stool LARCR			1	182TC-215TC, 3-10 HP	370103	No
				1	254/256TC, 15 HP	370303	No
			2-2 to 3-2	1	284/286TSC, 20-40 HP	370104	No
			3-1 to 4-1	1	324/326/364TSC, 50-60 HP	370140	No
	IEC Motor Stool LARCR			1	1.5-2.2 kW	370076	No
				1	3.0-4.0 kW	370077	No
			1-1 to 1	1	5.5-7.5 kW	370078	No
			2-2 to 3	1	11.0-22.0 kW	370079	No
			4-2 to 5	1	30.0-37.0 kW	370080	No
			6-2 to 6	1	45.0 kW	370081	No
2	Pump Head		1-1 to 6	1	Cast Iron	380005	No
3	Top Chamber CPL.		1-1 to 6	1	Graflon® Sleeve Bushing	380040	No
	Top Chamber CPL. (option)		1-1 to 6	1	PTFE Sleeve Bushing	380209	No
4	Chamber CPL.		1-1 to 6	***	Graflon Sleeve Bushing	380062	No
	Chamber CPL. (option)		1-1 to 6	***	PTFE Sleeve Bushing	380208	No
4a	Chamber CPL. w/Bearing		1-1 to 6	****	Bronze Bearing Ring	380063	No
	Chamber CPL. w/Bearing (option)		1-1 to 6	****	Graflon Bearing Ring	380206	No
	Chamber CPL. w/Bearing (option)		1-1 to 6	****	SIC Bearing Ring/PTFE Neck Ring	380212	No
6	Base		1-1 to 6	1	Cast Iron	380002	No
6g	Stationary Bottom Bearing Ring for Base		1-1 to 6	1	Tungston Carbide	370130	YES
7	Coupling Guard			2	182-215TC, 3-10 HP/1.5-7.5 kW	370178	No
				2	254-365TS, 15-60 HP/11.0-45 kW	370173	No
7a	Screw for Coupling Guard		1-1 to 6	4	M5 x 10mm	96406306	No
8	Coupling CPL. w/Pos. 9			1	213/215TC, 7 1/2-10 HP	370725	YES
			1-1 to 3-2	1	254-286TSC, 15-40 HP	370715	YES
			3-1 to 4-1	1	324-365TS, 50-60 HP	370716	YES
	IEC Coupling CPL. w/Pos. 9			1	1.5-2.2 kW	370703	YES
				1	3.0-4.0 kW	370704	YES
			1-1 to 1	1	5.5-7.5 kW	370710	YES
			2-2 to 3-2	1	11.0-18.5 kW	370035	YES
			3	1	22.0 kW	370036	YES
			4-2 to 6	1	30.0-45.0 kW	370037	YES
9	Allen Screw		1-1 to 6	4	M10 x 25mm	00ID7901	YES
18	Priming/ Vent Plug		1-1 to 6	1	G 1/2A	405150	No
21	Drain Plug		1-1 to 6	2	G 1/2A w/ 1/4" NPT	91120659	No
21a	Pipe Plug		1-1 to 6	2	1/4" NPT, SS SQHD	00ID7216	No
23 & 25	Drain Plug		1-1 to 6	3	G 1/2A	370025	No
26	Staybolt		1-1 to 1	4	M16 x 260mm	380089	No
			2-2 to 2	4	M16 x 356mm	290248	No
			3-2 to 3	4	M16 x 444mm	380091	No
			4-2 to 4	4	M16 x 536mm	380092	No
			5-2 to 5	4	M16 x 628mm	380093	No
			6-2 to 6	4	M16 x 720mm	380094	No
26a	Strap		1-1 to 1	4	M8 x 101mm	380083	No
			2-2 to 2	4	M8 x 193mm	380084	No
			3-2 to 3	4	M8 x 285mm	380085	No
			4-2 to 4	4	M8 x 377mm	380086	No
			5-2 to 5	4	M8 x 469mm	380087	No
			6-2 to 6	4	M8 x 561mm	380088	No
26b	Allen Screw for Strap		1-1 to 6	2	M8 x 30mm	96406258	No
26c	Washer for Strap		1-1 to 6	2	Ø16/ Ø8.4 x 1.6mm	00ID3284	No
28	Allen Screw for Pump Head		1-1 to 6	4	M10 x 50mm	96406305	No
28a	Motor Bolt		1-1 to 3-2	4	1/2" x 13 UNC, 3-40 HP	96026055	No
			3-1 to 4-1	4	5/8" x 11UNC, 50-60 HP	96026056	No
	IEC Motor Bolt			4	M8 x 20mm, 1.5-4.0 kW	00ID8024	No
			1-1 to 1	4	M12 x 45mm, 5.5-7.5 kW	00ID7914	No
			2-2 to 6	4	M16 x 60mm, 11.0-45.0 kW, Delta Seal	96433033	No
31	Allen Screw for Pos. 6g		1-1 to 6	1	M6 x 10mm	96406261	YES
32	Washer for Pos.31		1-1 to 6	1	Ø12.5/ Ø6.4 x 1.6mm	00ID3819	YES
32a	Washer for IEC Pos.28a & 36a (b)		1-1 to 1	8	Ø24/ Ø13 x 2.5mm	96430377	No
			2-2 to 6	8	Ø30/ Ø17 x 1.6mm	96430378	No

Due to part changes over time, all position numbers (1-203) may not be used. This column indicates which pump model uses the spare part. If blank, the part is used in all models.
 *20 HP, 575V motor has a 284 TSC; 40 HP, 575V motor has a 324 TSZ. ****Retro-fitting aCool Top™ to a standard CR(N)64/90 requires two stage longer shafts, staybolts, along with option**** components.

NOTE: Graflon® is a registered trademark of Morganite.

Parts List

Pos. No.	Part Description	Model	Stages	No. Used	Comments/Dimensions	Material No.	Included in Kits?
36	Staybolt Nut		1-1 to 6	4	Delta Seal, CS M16	00ID7908	No
36a	Nut for IEC Pos. 28a		1-1 to 1	2	M12, 5.5-7.5 kW	00ID7917	No
			2-2 to 6	2	M16, 11.0-45.0 kW	00ID7908	No
36b	Eye Nut for IEC Pos. 28a		1-1 to 1	2	M12, 5.5-7.5 kW	96428759	No
			2-2 to 6	2	M16, 11.0-45.0 kW	96428760	No
37	Sleeve O-ring		1-1 to 6	2	EPDM, Ø225 x 4mm	96408404	YES
			1-1 to 6	2	FKM, Ø225 x 4mm	96408406	YES
	Sleeve O-ring (option)		1-1 to 6	2	FKM/PTFE, Ø225 x 4mm	96428157	No
	Sleeve O-ring (option***)		1-1 to 6	2	FXM, Ø225 x 4mm	96442845	No
38 & 38a	Drain Plug O-ring		1-1 to 6	4	EPDM, Ø16.3 x 2.4mm	00ID1288	YES
			1-1 to 6	4	FKM, Ø16.3 x 2.4mm	00ID2231	YES
	Drain Plug O-ring (option)		1-1 to 6	4	NBR, Ø16.3 x 2.4mm	00ID7035	No
	Drain Plug O-ring (option)		1-1 to 6	4	FFKM, Ø16.3 x 2.4mm	96428162	No
	Drain Plug O-ring (option***)		1-1 to 6	2	FXM, Ø16.3 x 2.4mm	96442869	No
44	Inlet Base Interface CPL.		1-1 to 6	1	ACOFLO 215 Neck Ring	380064	No
	Inlet Base Interface CPL. (option)		1-1 to 6	1	PTFE Neck Ring	380210	No
45	Neck Ring		1-1 to 6	#stg	ACOFLO 215	380048	YES
	Neck Ring (option)		1-1 to 6	#stg	PTFE	380197	No
45a	Neck Ring CPL.		1-1 to 6	#stg	ACOFLO 215 Neck Ring	380049	No
47	Chamber Bearing Ring		1-1 to 6	^^^	Bronze Bearing Ring, 30mm	370023	YES
	Chamber Bearing Ring (option)		1-1 to 6	^^^	Graflon Bearing Ring, 30mm	370214	YES
	Chamber Bearing Ring (option)		1-1 to 6	^^^	SIC Bearing Ring, 30mm	370096	No
47a	Intermediate Bearing with Driver		1-1 to 6	^^^	Tungston Carbide	380054	YES
47b	Bottom Bearing for Shaft		1-1 to 6	1	Tungston Carbide	370069	YES
47c	Chamber Sleeve Bushing		1-1 to 6	^^^	Graflon Sleeve Bushing, Ø22mm	370024	YES
	Chamber Sleeve Bushing (option)		1-1 to 6	^^^	PTFE Sleeve Bushing, Ø22mm	370094	No
47d	Lock Ring for Bearing Ring/Sleeve Bushing		1-1 to 6	^^^		370213	YES
48	Split Cone Nut		1-1 to 6	#stg	M30, Delta Seal	370098	No
49	Impeller Full Dia. w/Pos. 49c		1-1 to 6	#stg●●●		380008	No
49a	Impeller Reduced Dia. w/Pos. 49c		1-1 to 6	●●●		380108	No
49b	Split Cone		1-1 to 6	#stg		370019	No
49c	Wear Ring for Impeller		1-1 to 6	#stg		380016	YES
51	Shaft CPL. (Includes Pos. 47b, 66, 66b, 67)		1-1 to 1	1	Ø22 x 339mm	380101	No
			2-2 to 2	1	Ø22 x 431mm	380102	No
			3-2 to 3	1	Ø22 x 523mm	380103	No
			4-2 to 4	1	Ø22 x 615mm	380104	No
			5-2 to 5	1	Ø22 x 707mm	380105	No
			6-2 to 6	1	Ø22 x 799mm	380106	No
55	Outer Sleeve		1-1 to 1	1	115.5mm	380055	No
			2-2 to 2	1	207.5mm	380056	No
			3-2 to 3	1	299.5mm	380057	No
			4-2 to 4	1	391.5mm	380061	No
			5-2 to 5	1	483.5mm	380059	No
			6-2 to 6	1	575.5mm	380060	No
58	Seal Carrier		1-1 to 6	1		980927	No
58a	Allen Screw		1-1 to 6	4	M10 x 25mm	96406407	No
60	Stack Compression Spring		1-1 to 6	4	EPDM	370175	YES
			1-1 to 6	4	FKM	370209	YES
	Stack Compression Spring (option***)		1-1 to 6	4	PTFE	370796	No
65	Neck Ring Retainer		1-1 to 6	#stg		380107	YES
66	Washer for Shaft Bearing, Pos. 47b		1-1 to 6	1		370212	No
66a	Washer for Staybolt		1-1 to 6	4	Ø30/Ø17 x 3mm	96430378	No
66b	Lock Washer for Shaft Bearing		1-1 to 6	2		96417297	YES
67	Allen Screw for Shaft Bearing		1-1 to 6	1	M8 x 16mm	96406259	YES
76	Name Plate		1-1 to 6	1		981417	No
76a	Rivet for Name Plate		1-1 to 6	2	304 SS, 3 x 5mm	96022882	No
100	Drain Plug O-ring		1-1 to 6	2	EPDM, Ø16.3 x 2.4mm	00ID1288	YES
			1-1 to 6	2	FKM, Ø16.3 x 2.4mm	00ID2231	YES
			1-1 to 6	2	NBR, Ø16.3 x 2.4mm	00ID7035	No
			1-1 to 6	2	FFKM, Ø16.3 x 2.4mm	96428162	No
			1-1 to 6	2	FXM, Ø16.3 x 2.4mm	96442869	No

Due to part changes over time, all position numbers (1-203) may not be used. This column indicates which pump model uses the spare part. If blank, the part is used in all models.

(option***) These components are used in the lower / hot section of Cool Top™ equipped pumps.

Parts List

Pos. No.	Part Description	Model	Stages	No. Used	Comments/Dimensions	Material No.	Included in Kits?
105	Shaft Seal EUHE		1-1 to 6	1	EPDM	985918	YES
	Shaft Seal EUHV		1-1 to 6	1	FKM	985919	YES
	Shaft Seal EUBE		1-1 to 6	1	EPDM	985920	YES
	Shaft Seal EUBV		1-1 to 6	1	FKM	985921	YES
	Shaft Seal EUUE		1-1 to 6	1	EPDM	985922	YES
	Shaft Seal EUUV		1-1 to 6	1	FKM	985923	YES
	Shaft Seal HUBE		****	1	EPDM	985927	YES
	Shaft Seal HUBV		****	1	FKM	985928	YES
	Shaft Seal HUUE (option)		****	1	EPDM	985940	YES
	Shaft Seal HUUV (option)		****	1	FKM	985941	YES
	Shaft Seal HUUK (option)		****	1	FFKM	985952	No
	Shaft Seal HQQE (option)		****	1	SIC/SIC, EPDM	985950	No
	Shaft Seal HQQV (option)		****	1	SIC/SIC, FKM	985951	No
	Shaft Seal HQQV (corrosives option)		****	1	SIC/SIC, Hasteloy Spring, FKM	96467223	No
	Shaft Seal HQQK (option)		****	1	SIC/SIC, FFKM	985953	No
	Shaft Seal EUUK (option)		1-1 to 6	1	FFKM	985932	No
	Shaft Seal EUUP (option)		1-1 to 6	1	NBR	985936	No
	Shaft Seal EUBP (option)		1-1 to 6	1	NBR	985937	No
	Flush Housing & Shaft Seal QUBE (option)		1-1 to 6	1	EPDM	985939	No
	Shaft Seal EQQE (option)		1-1 to 6	1	SIC/SIC, EPDM	985934	No
	Shaft Seal EQQV (option)		1-1 to 6	1	SIC/SIC, FKM	985935	No
	Shaft Seal KUHE (option)		1-1 to 6	1	EPDM	985942	YES
	Shaft Seal KUHV (option)		1-1 to 6	1	FKM	985943	YES
	Shaft Seal KUBE (option)		1-1 to 6	1	EPDM	985944	YES
	Shaft Seal KUBV (option)		1-1 to 6	1	FKM	985945	YES
	Shaft Seal KUUE (option)		1-1 to 6	1	EPDM	985946	YES
	Shaft Seal KUUV (option)		1-1 to 6	1	FKM	985947	YES
109	Large O-ring for Seal		1-1 to 6	1	EPDM, 44.45 x 3.53mm	96407726	YES
			1-1 to 6	1	FKM, 44.45 x 3.53mm	96411713	YES
109a & b	Connecting Pipe O-ring for Cool Top		1-1 to 4	2	FXM, 44.45 x 3.53mm	96442849	No
110	O-ring for Seal		1-1 to 6	1	EPDM, 21.2 x 3.55mm	96407724	YES
			1-1 to 6	1	FKM, 21.2 x 3.55mm	96411711	YES
201	Flange			2	ANSI B16.5, Class 150 - 4"	370177	No
				2	ANSI B16.5, Class 300 - 4"	370298	No
				2	ANSI B16.5, Class 150 - 5"	370121	No
				2	ANSI B16.5, Class 300 - 5"	370122	No
203	Lock Ring for Flange			2	6/ 151mm	370174	No

Due to part changes over time, all position numbers (1-203) may not be used. This column indicates which pump model uses the spare part. If blank, the part is used in all models.

NOTES:

^^^ 1 stage, 0 per pump
 2 to 3 stage, 1 per pump
 4 to 7 stage, # of stages less 2

^^^ 1 to 2 stage, 0 per pump
 3 to 7 stage, 1 per pump

**** For working pressure over 360 PSI with inlet pressure not exceeding recommended maximum. Seal maximum working PSI is 580.

^^^ Same as ^^ plus 1
 ●●● In pump models with a - after the # of stages, the - # indicates the number of reduced impellers.
 Example: CRN64-5-2 (has 3 full size impellers, 2 reduced size impellers)

Key to Symbols

- KITS** Recommended spare part
- Ø Diameter
- ANSI** American National Standards Institute
- CPL** Complete Assembly – these parts consist of more than one component
- EPDM** Ethylene Propylene (also known as EPR and EPT) – an elastic substance similar to rubber
- FFKM** Kalrez Elastomer made by DuPont®
- FKM** Fluoro Elastomer (generic for Viton®)
- FXM** Fluoraz Elastomer made by Greene Tweed
- M** International standard thread size designation (thread diameter in mm)
- mm** Millimeter
- MG** Identifies Grundfos motor type/size
- N** Stainless
- NBR** Buna - N (also known as Nitrile) – an elastic substance similar to rubber
- NEMA** National Electrical Manufacturers Association
- PTFE** Teflon®
- UNC** Unified National Coarse – a standard for threads on bolts

Spare Part Kits

Since certain pump parts can be expected to exhibit wear at the same time as related pump parts, they have been grouped into the following kits for your convenience. The numbers indicate the quantity of the part within each kit. Please order these kits using the kit material number at the top of the columns.

BOTTOM BEARING KIT 1-7		Kit No. 96416580	
Pos. No.	Description	Material No.	Qty. Included in each Kit
6g	Stationary Bottom Bearing Ring for Base	370130	1
31	Allen Screw for Pos. 6g, M6 x 10mm	96406261	1
32	Washer for Pos. 31, 12.5/ 6.4 x 1.6	00ID3819	1
47b	Bottom Bearing for Shaft, Tungsten Carbide	370069	1
66	Washer for Shaft Bearing, Pos. 47b	370212	1
66b	Lock Washer for Shaft Bearing	96417297	1
67	Allen Screw for Shaft Bearing	96406259	1
D	Puller for Bottom Bearing 6g	00SV0002	1
E	Allen Screw for Puller D, M8 x 50mm	00ID6595	1
H	Distance Tool for Shaft Seal	985924	1

BEARING KIT 3-6		Kit No. 96416579	
Pos. No.	Description	Material No.	Qty. Included in each Kit
47a	Intermediate Bearing with Driver	380054	1
H	Distance Tool for Shaft Seal	985924	1

WEAR PARTS KIT 1-2		Kit No. 96416737	
WEAR PARTS KIT 3-6		Kit No. 96416738	
Pos. No.	Description	Material No.	Qty. Included in each Kit
45	Neck Ring	380048	2
47	Chamber Bearing Ring, Bronze, 30mm	370023	1
47	Chamber Bearing Ring, Graflon, 30mm	370214	1
47c	Chamber Sleeve Bushing, Graflon, 22mm	370024	2
47d	Lock Ring for Bearing Ring/Sleeve Bushing	370213	2
49c	Wear Ring for Impeller	380279	2
65	Neck Ring Retainer	370107	2
H	Distance Tool for Shaft Seal	985924	1

GASKET KIT (EPDM)		Kit No. 96416601	
GASKET KIT (FKM)		Kit No. 96416602	
Pos. No.	Description	Material No.	Qty. Included in each Kit
37	Sleeve O-ring, 225x4	96408404	2
		96408406	2
38(a), 100	Drain Plug O-ring, 16.3 x 2.4	00ID1288	6
		00ID2231	6
60	Stack Compression Spring	370175	4
		370209	4
109	Large O-ring for Seal Pos.105, 44.45x3.53	96407726	1
		96411713	1
110	O-ring for Seal Pos.105 to Shaft, 21.2x3.55	96407724	1
		96411711	1
H	Distance Tool for Shaft Seal	985924	1

SHAFT SEAL KIT, CARTRIDGE WITH O-RING		Kit No. 96416582	
		Kit No. 96416583	
		Kit No. 96416584	
		Kit No. 96416586	
		Kit No. 96416587	
		Kit No. 96417021	
		Kit No. 96417022	
		Kit No. 96436727	
		Kit No. 96436728	
Pos. No.	Description	Material No.	Qty. Included in each Kit
105	EUHE	985918	1
	EUHV	985919	1
	EUBE	985920	1
	EUUE	985922	1
	EUUV	985923	1
	HUBE	985927	1
	HUBV	985928	1
	HUUE	985940	1
	HUUV	985941	1
H	Distance Tool for Shaft Seal	985924	1
N/A	Grinding Device Tool for Emery Cloth	370711	1
N/A	Emery Cloth	370712	1

SHAFT SEAL METAL BELLOWS		Kit No. 96494662	
Working pressure up to 430 PSI		Kit No. 96494663	
(for working pressure over 430 PSI, use Hxxx balanced seal as noted above)		Kit No. 96494664	
		Kit No. 96494665	
		Kit No. 96494666	
		Kit No. 96494667	
Pos. No.	Description	Material No.	Qty. Included in each Kit
105	KUHE	985942	1
	KUHV	985943	1
	KUBE	985944	1
	KUBV	985945	1
	KUUE	985946	1
	KUUV	985947	1
H	Distance Tool for Shaft Seal	985924	1
N/A	Grinding Device Tool for Emery Cloth	370711	1
N/A	Emery Cloth	370712	1

Spare Part Kits (continued)

IEC COUPLING KIT		Kit No. 96416589	
		Kit No. 96416590	
		Kit No. 96416591	
		Kit No. 96416592	
		Kit No. 96416593	
		Kit No. 96416594	
Pos. No.	Description	Material No.	Qty. Included in each Kit
8	Coupling CPL w/Pos. 9, 1.5-2.2 kW	370703	1
	Coupling CPL w/Pos. 9, 3.0-4.0 kW	370704	1
	Coupling CPL w/Pos. 9, 5.5-7.5 kW	370710	1
	Coupling CPL w/Pos. 9, 11.0-18.5 kW	370035	1
	Coupling CPL w/Pos. 9, 22 kW	370036	1
	Coupling CPL w/Pos. 9, 30.0-37.0 kW	370037	1
H	Distance Tool for Shaft Seal	985924	1

NEMA COUPLING KIT		Kit No. 96417000	
		Kit No. 96417001	
		Kit No. 96417004	
		Kit No. 96417020	
Pos. No.	Description	Material No.	Qty. Included in each Kit
8	Coupling CPL w/Pos. 9, 182/184TC, 3-5 HP	370724	1
	Coupling CPL w/Pos. 9, 213/215TC, 7 1/2-10 HP	370725	1
	Coupling CPL w/Pos. 9, 254-286TSC, 15-40 HP	370715	1
	Coupling CPL w/Pos. 9, 324-365TS, 50-60 HP	370716	1
H	Distance Tool for Shaft Seal	985924	1

Accessories

ANSI COMPANION FLANGES FOR LARGE CR		Kit No. 579801	
4" Threaded Cast Iron, 125 Lb. Class, CR90-1-1 to CR90-3			
Pos. No.	Description	Material No.	Qty. Included in each Kit
N/A	Flange, Cast Iron, 4"	00ID1392	2
N/A	Nut, HEX 5/8"-11 UNC, Grade 2	00ID1510	16
N/A	Plain Bolt, 5/8" x 3", Grade 2	00ID1921	16
N/A	Gasket Full Face Flange, 4", 150#	570008	2

ANSI COMPANION FLANGES FOR LARGE CR		Kit No. 3600028	
4" Threaded Cast Iron, 250 Lb. Class, CR90-3 to CR90-4-1			
Pos. No.	Description	Material No.	Qty. Included in each Kit
N/A	Nut, HEX 3/4" - 10 UNC, 18-8 SS	01D00154	16
N/A	Hex Screw, 3/4" x 3 3/4" - 10 UNC, 18-8	01D00194	16
N/A	Flange, 4" Raised Face Cast Iron	01D00275	2
N/A	Gasket 4", Cut Ring, 250#	3600011	2

ANSI COMPANION FLANGES FOR LARGE CR		Kit No. 01D00148	
4" Threaded 316SS, 150 Lb. Class, CR(N)90-1-1 to CR(N)90-3			
Pos. No.	Description	Material No.	Qty. Included in each Kit
N/A	Nut, HEX 5/8"-11 UNC, 18-8 SS	01D00164	16
N/A	Hex Screw, 5/8" x 3" 11 UNC, 18-8 SS	01D00174	16
N/A	Flange, 316 Stainless Steel, 4" NPT	01D00265	2
N/A	Gasket Full Face Flange, 4", 150#	570008	2

ANSI COMPANION FLANGES FOR LARGE CR		Kit No. 91121955	
4" Threaded 316 SS, 300 Lb. Class, CR(N)90-3 to CR(N)90-4-1			
Pos. No.	Description	Material No.	Qty. Included in each Kit
N/A	HEX Screw, 3/4" x 3 3/4" - 10 UNC, 18-8 SS	01D00144	16
N/A	Nut HEX, 3/4" - 10 UNC, 18-8 SS	01D00154	16
N/A	Flange, Stainless Steel 4"	91121946	2
N/A	Gasket 4", Cut Ring, 250#	3600011	2

ANSI COMPANION FLANGES FOR LARGE CR		Kit No. 91121956	
5" Threaded Steel, 150 Lb. Class, CR90-1-1 to CR90-3			
Pos. No.	Description	Material No.	Qty. Included in each Kit
N/A	Bolt, 3/4" x 3 1/4"	00ID2745	16
N/A	Nut, 3/4"	00ID2746	16
N/A	Flange, Steel 5"	91121947	2
N/A	Gasket 5", Cut Ring, 125#	91122340	2

STACK KITS	
Model	Material Number
CR90-1-1	96416256
CR90-1	96416257
CR90-2-2	96416258
CR90-2-1	96416259
CR90-2	96416260
CR90-3-2	96416261
CR90-3-1	96416262
CR90-3	96416263
CR90-4-2	96416264
CR90-4-1	96416265
CR90-4	96416266
CR90-5-2	96416267
CR90-5-1	96416268
CR90-5	96416269
CR90-6-2	96416270
CR90-6-1	96416271
CR90-6	96416272

*For 50 Hz operation only.
NOTE: Stack Kits do not include seal, bottom bearing, or gasket kits, which must be ordered separately.

Accessories (continued)







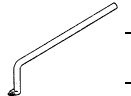


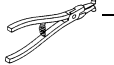
ANSI COMPANION FLANGES FOR LARGE CR 5" Threaded Steel, 300 Lb. Class, CR90-3 to CR90-4-1			
			Kit No. 91121957
Pos. No.	Description	Material No.	Qty. Included in each Kit
N/A	HEX Head Bolt, 3/4" x 4 1/4", Zinc Plated	91120666	16
N/A	Nut HEX, 3/4" - 10 UNC-2B, Zinc Plated	91120672	16
N/A	Flange, Steel 5"	91121948	2
N/A	Gasket 5", 250#	91122341	2

ANSI COMPANION FLANGES FOR LARGE CR 5" Threaded 316 SS, 150 Lb. Class, CR(N)90-1-1 to CR(N)90-3			
			Kit No. 91121958
Pos. No.	Description	Material No.	Qty. Included in each Kit
N/A	HEX Screw, 3/4" x 3 1/4" - 10 UNC, 18-8 SS	01D00144	16
N/A	Nut HEX, 3/4" - 10 UNC, 18-8 SS	01D00154	16
N/A	Flange, 316 Stainless Steel 5", NPT	91121949	2
N/A	Gasket 5", 125#	91122340	2

ANSI COMPANION FLANGES FOR LARGE CR 5" Threaded 316 SS, 300 Lb. Class, CR(N)90-3 to CR(N)90-4			
			Kit No. 91121959
Pos. No.	Description	Material No.	Qty. Included in each Kit
N/A	HEX Head Bolt, 3/4" x 4 1/4", SS	91128228	16
N/A	Nut HEX, 3/4" x 3 3/4" - 10 UNC-2B, SS	01D00154	16
N/A	Flange, 316 Stainless Steel 5"	91121950	2
N/A	Gasket 5", 250#	9122341	2



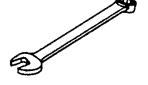

SPECIAL TOOLS

Tools not generally available from normal sources.





MATERIAL NO.	DESCRIPTION AND USE	
00SV0003	Holder with Pin for Dismantling and Assembly	
00SV0015	Punch for Pos. 6g, 47, 47c, 47d, 47e	
00SV0043 00SV0044 00SV0045 00SV0046	Holder for Wear Ring, Pos. 49c CR(N) 32 CR(N) 45 CR(N) 64 CR(N) 90	
00SV0002	Puller for Bottom Bearing, Pos. 6g	
00ID6595	Hexagon Socket Head Screw for Puller	
00SV0025 00SV0027 00SV0028 00SV0029	Punch for Fitting of Neck Ring/Retainer, Pos. 45a - 65 CR(N) 32 CR(N) 45 CR(N) 64 CR(N) 90	
00SV0239	Puller for Wear Ring, Pos. 49c	
985924	Forked Distance Piece for Shaft Seal	
00SV0004	Key for Split Cone Nut	
00SV0047	Pliers for Lock Ring	

STANDARD TOOLS

In addition to being available from Grundfos, comparable tools can be purchased through normal sources.

MATERIAL NO.	DESCRIPTION AND USE	
00SV0153 00SV0124 00SV0050 00SV0051	Tee Key for Puller, Pos.: 105-(113) 31 26b-67 9-58a	
00SV0055 00SV0054 00SV0096	Key for Hexagon Socket Head Screws, Pos.: 28-58a 28a 28a	
00SV0055 00SV0054 00SV0122 00SV0031	Ring/Open-End Spanner for Pos.: 28a 28a-36a 28a-36-36a 21-23-25	
00SV0031	Hook Spanner (adjustable)	

TOOLS FOR TORQUES

MATERIAL NO.	DESCRIPTION AND USE	
00SV0292 00SV0269	Torque Wrench	
00SV0091 00SV0267 00SV0092 00SV0092	Socket Spanner, Pos.: 28a 28a-36a 28a-36-36a 21-23-25	
00SV0296 00SV0297 00SV0298 00SV0094 00SV0093	Socket Driver for Hexagon Socket Head Screws, Pos.: 31 26b-67-E 9-28-58a 28a	
00SV0295	Ratchet Insert Tool for Socket Spanner, Pos.: S	
00SV0403	Tap for Key for Split Cone Nut	